Hyundai Kona: DCT (Dual Clutch Transmission) System / Special service tools

Special Service Tools

Tool (Number and Name)	Illustration	Use
09200-3N000 Engine support fixture (Beam)	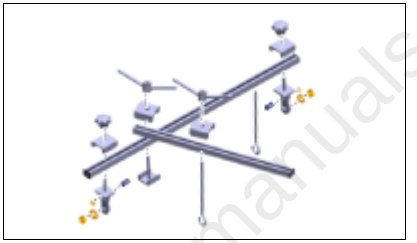	Removal and installation of the transaxle. Use this beam (SST No. : 09200-3N000) with the supporter (SST No. : 09200-2S000). ※Permit operating with 09200-38001. ※Refer to the engine support fixture assembly drawing below.
09200-2S000 Engine support fixture (surpporter)	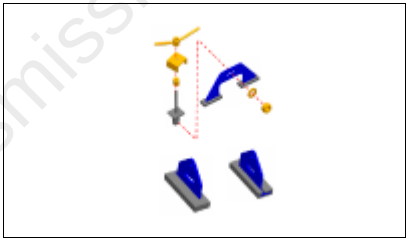	Removal and installation of the transaxle. Use this beam (SST No. : 09200-38001/3N000) with the supporter (SST No. : 09200-2S000). ※Refer to the engine support fixture assembly drawing below.
09430-C1190 Oil seal installer	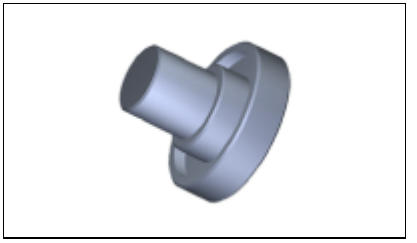	Used for installing differential oil seal of both side in case of 2WD vehicle[Using with bar (SST No.09231-H1100)] [2WD]

transmissionmanuals.com

09431-39000 Oil seal installer	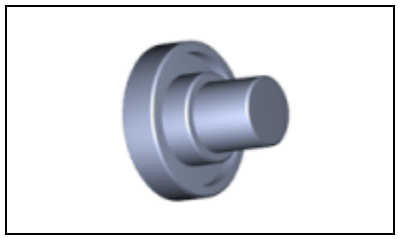	Used for installing differential oil seal [Used with the handle(09500-11000)] [4WD]
09473-D3500 Oil seal installer		Used for installing driven gear oil seal Used with the handle(09231-H1100) [4WD]
09231-H1100 Bar	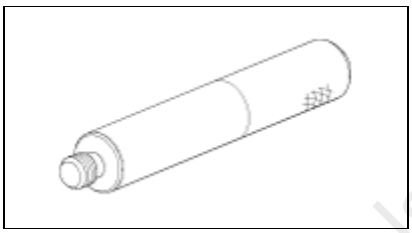	Using with oil seal installer
09500-11000 Bar	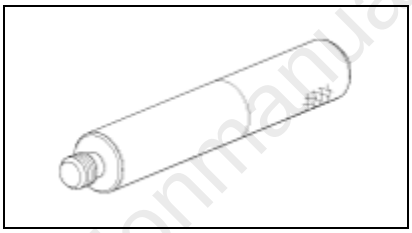	Using with oil seal installer
09480-A3800 Inhibitor switch neutral fixed pin		When installing the manual control lever on the inhibitor switch, used to align the neutral position.
09430-C1180 Dual clutch remover	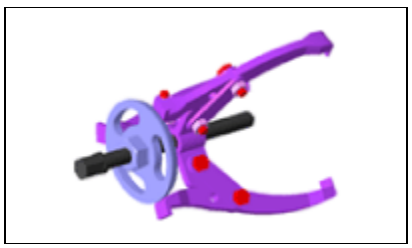	Used for removing dual clutch assembly
09430-2A240 Dual clutch installer	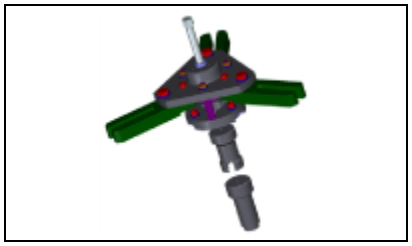	Used for installing dual clutch assembly

transmissionmanuals.com

09430-C1300 Clutch abrasion compensation tool		Used for adjusting clutch actuator
09430-C1302 Actuator fixing jig & Motor shaft reset tool	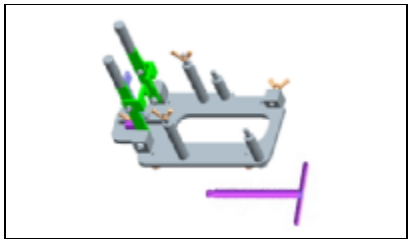	Used for adjusting clutch actuator Used with the Clutch actuator adjuster
09430-A5100 Clutch engagement fork fixing tool		Used for removing clutch actuator assembly

Information

※ Engine support fixture special tool assembly drawing

transmissionmanuals.com

